

# TRIUMPH® 5560 / 5560 LT with VRCU<sup>i</sup>

Programmable cutter with hydraulic blade and clamp drive, power back gauge, digital touchpad, and IR safety light beams on front table. 5560 LT model equipped with front and rear air tables (available by special order only).

## Specifications

Cutting width, inches	21 5/8
Cutting height, inches	3 3/4 (3 5/8*)
Narrow cut, inches	1 1/4 (2 3/8*)
Length behind blade, inches	22 7/16
Electrical requirements	115 V, 60 Hz <sup>1</sup>
Motor output, horsepower	2
Dimensions (D x W x H), inches	55 x 42 <sup>2</sup> x 54
Shipping weight, pounds	970 <sup>3</sup> (1,014 <sup>3</sup> LT)

<sup>1</sup> 20 amp dedicated line required

<sup>2</sup> width with side tables is 64 inches

<sup>3</sup> shipping weight with side tables is 1,008 pounds, (1,052 LT)

\* with false clamp



NOW FEATURING  
**VRCU<sup>i</sup>**  
CUT WITH CONFIDENCE

VRCut is a groundbreaking software solution designed to automate the cutting workflow by promoting an efficient and error-free cutting process from start to finish. VRCut intelligently bridges the gap between pre-press and the finishing process, allowing operators of any experience level the ability to cut with confidence on select Triumph cutters.

**LYTROD**  
SOFTWARE

Comprehensive SCS safety package: patented EASY CUT electronic blade activation bars for true two-hand operation; IR light beam safety curtain on front table; safety cover on rear table; lockable main switch; 24 volt controls (low voltage); patented IDEAL safety drive; automatic blade and clamp return from every position; blade changing device covers cutting edge of blade; blade depth adjustment from outside of machine; blade and cutting stick can be changed without removing covers.

Hydraulic blade and clamp drive. Foot pedal for pre-clamping. Electric back gauge drive with touchpad for easy programming. Digital measurement display (cm or inches) with multilingual operator guidance, accurate to 1/10 mm or 1/100 inch. Stores 99 programs with up to 99 steps in each (up to 15 repeat cuts can be integrated as a single step). Pre-programmed for standard paper sizes. Memory key for repeat cuts. Automatic SET function for reference measurement and EJECT function for pushing out paper. Self-diagnostic system with error indication on display. Electronic hand wheel with variable speed control for manual back gauge setting. Clamp pressure is fully adjustable between 1,900 and 3,800 psi. False clamp plate. Bright, LED optical cutting line. Stainless steel work surface. High quality, German HSS blade. Precision swing cut blade movement. Aluminum blade carrier and clamp bar. Adjustable blade guides. All-metal construction. Mounted on casters. Includes easy-access tool holder and paper blocking tool. Optional side tables increase work surface.

**MBM**  
CORPORATION

  
**IDEAL.MBM**  
CORPORATION

[WWW.MBMCORP.COM](http://WWW.MBMCORP.COM)  
TEL: 800-223-2508



**WALZ**  
Label & Mailing Systems  
624 High Point Ln., East Peoria, IL 61611-9329  
(309) 698-1500 T/F (877) 971-1500  
[www.walzeq.com](http://www.walzeq.com) email: [walz@walzeq.com](mailto:walz@walzeq.com)

All technical data is approximate and subject to change. © MBM Corporation, 8/2018.



# HOW IT WORKS:


The operator selects the current job from a drop-down list, or scans the document barcode that has been placed on the PDF by VRCut Impose.

The cut sequence instructions display on the right side of the screen with the current step highlighted. Visual cues found on the top left side of the screen assist the operator in error-free cutting. A graphic representation of the job is shown in the center of the screen, displaying the current paper orientation in relation to the cutter's back gauge and LED cut line.

Once the operator performs a cut, the software automatically advances to the next step and moves the cutter back gauge. The software then visually and/or audibly prompts the operator to discard the scrap paper, to rotate the job for the next cut, and/or to place portions on the workbench or palette.

Operators have the option to retrace the cutting steps at any time. VRCut will keep the cutter back gauge in sync with the operator cutting instructions.

## Bundled with select Triumph cutters



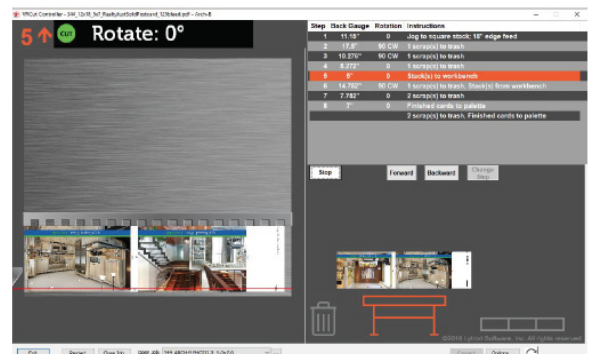
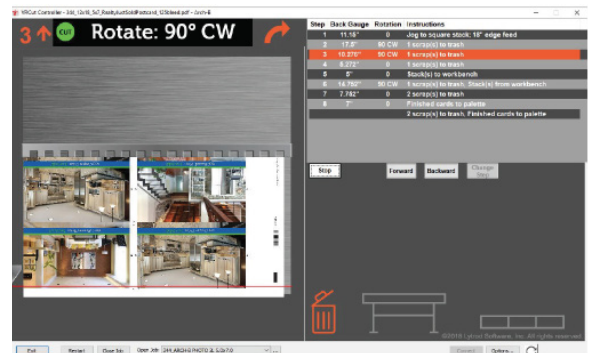
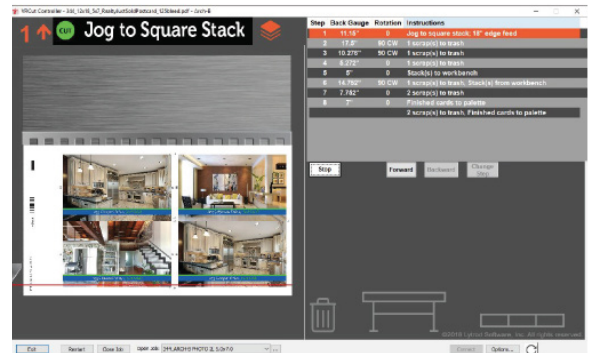
**WALZ**  
Label & Mailing Systems  
624 High Point Ln., East Peoria, IL 61611-9329  
(309) 698-1500 T/F (877) 971-1500  
www.walzeq.com email: walz@walzeq.com

3134 Industry Drive  
North Charleston, SC 29418  
800-223-2508  
www.mbmcorp.com



2573 Clay Bank Road Suite 4  
Fairfield, CA 94533  
SALES 1/800-4LYTROD (459-8763)  
www.lytrod.com

## VRCut Controller Screens



### Annual Licensing

1st year bundled with select Triumph cutters

### Internet Access

Activation, licensing, and updates require internet access.

### Hardware:

Operating System: Windows 7, Windows 10  
Minimum Screen Resolution: 1440x900  
Cutter Connectivity: USB Port 2.0 or higher  
Optional: Barcode reader

# TRIUMPH® 5560 / 5560 LT with VRCU™

## Features



### ADJUSTABLE HYDRAULIC CLAMP

Clamping pressure is fully adjustable between 1,900 and 3,800 psi.



### ELECTRONIC HAND WHEEL

The electronic hand wheel, with infinitely variable speed control, is used for manual back gauge positioning.



### EASY CUT BLADE ACTIVATION BARS

Patented EASY CUT blade activation bars ensure true, two-hand operation and allow blade and clamp to be activated independently.




### LARGE 7-INCH TOUCH PAD

Extremely convenient: Programmable control module for the power backgauge with multi-lingual touch pad. 99 programs with 99 steps in each program can be stored.




### TOOL HOLDER

Convenient, drop-in tool holder is located on the rear of the machine and keeps all tools necessary for routine maintenance (including blade changes) within reach.



### SWING CUT BLADE

The German high speed steel blade with swing cut movement provides the highest level of cutting accuracy.



## WALZ

Label & Mailing Systems  
624 High Point Ln., East Peoria, IL 61611-9329  
(309) 698-1500 T/F (877) 971-1500  
www.walzeq.com email: walz@walzeq.com

