

660 PRO Cutter

Hydraulic Cutter



| 660 PRO Cutter |

- Accommodates 26.5" cutting widths
- Hydraulic powered, rugged construction
- Color LCD touch screen control panel
- Full light beam curtain and dual palm cut buttons for operator safety
- Special anti-friction surface aluminum alloy cutting table requires no polish or waxing
- Memory for up to 500 jobs and up to 79 cuts per job
- Large working area with side table as standard
- False clamp plate and two HSS blades are included

The 660 PRO Hydraulic Cutter is built to last and guarantees both precision and speed in the critical cutting process. This quick and easy cutting solution is reliable for meeting deadlines and offers pinpoint cutting accuracy to avoid expensive reprints. Quality-engineered, rugged construction, solid cast-iron frame, and powerful hydraulics allow the 660 PRO to thrive in the most demanding work environments. High-performance, precision cutting is guaranteed for documents printed on a wide array of paper stocks and weights. The special low-friction surface, aluminum alloy cutting bed requires no polish or waxing and will not rust over the life of the cutter.

OPTIMAL SAFETY

Whether skilled or novice, the 660 PRO is safe for all operator levels and perfect for any size print shop. Operator safety is always a priority so the 660 PRO comes standard equipped with an encompassing safety light curtain that disables the cutting knife when an object comes too close.

QUICK AND EASY KNIFE CHANGES

Changing the cutting knife is a simple and safe procedure. The entire process is performed from the front of the machine rather than the side, making it easier to manage in areas of confined space. A timesaving knife setting provides instant correction for blade wear and knife changes.

STATE-OF-THE-ART TECHNOLOGY & PROGRAMMABILITY

The cutter features an automated system that maximizes speed and allows for pinpoint cutting precision and less operator handling for ultimate productivity. A color LCD touch screen control panel guides users through all programming operations and cutting positions, and allows storage of up to 500 jobs and 79 cuts per job in memory. The bilingual control panel can also be set to English or Spanish.

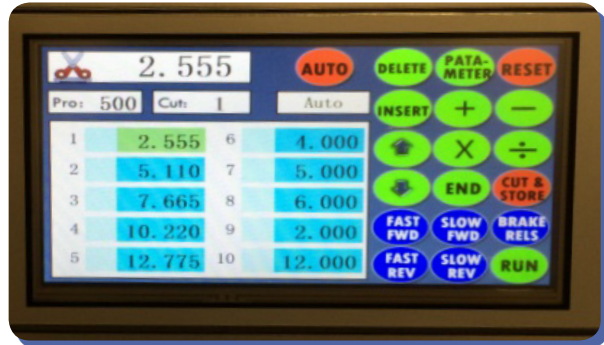
A unique D.C. servo system assures back gauge position consistency to +/-0.002 inch. Cutter adjustments make it easy to fine-tune the depth of the cut and control the back gauge when making coarse adjustments. Precise paper position control of the back gauge is guaranteed by an accurate encoder.

A cutting line indicates where the cut will be executed making for easy alignment. The foot pedal controls the hydraulic clamp which eliminates any excess air between the sheets and allows users to double check the cutting line. In addition, the hydraulic pressure is adjustable to minimize the risk of marking when cutting sensitive stock or perfect bound books.

Productivity and accuracy are never compromised with the 660 PRO Cutter – a cutting-edge guillotine solution.

660 PRO


Hydraulic Cutter




The easy-to-read **color touch screen** guides you through all programming operations and cutting positions.



Simple knife changes are conveniently made from the front of the machine rather than the side.



The rugged construction and reliable hydraulics ensure years of **high performance**.



The foot pedal controls the hydraulic clamp which eliminates any excess air between the sheets and allows users to double check the cutting line, ensuring the **cut line will be accurate to avoid expensive reprints**.

SPECIFICATIONS

Maximum Cut Width	26.50"
Maximum Cut Height	4"
Minimum Cut Size (with false clamp)	2"
Minimum Clamp Pressure	300 lbs.
Maximum Clamp Pressure	2,500 lbs.
Programmable Memory Setting	500 jobs, 79 cuts
Table	Low-friction alloy
Table Height	34.64"
Power Requirements	220V 60Hz 30Amps Single Phase
Weight	1,124 lbs.

Dimension (LxWxH)	63" x 70" x 56"
Features	<ul style="list-style-type: none"> Programmable color touch screen LCD panel; Power back gauge; Manual back gauge line adjustment; Foot pedal activated, hydraulic soft clamp; Safety interlocked, illuminated cutting line; Blade stroke adjustment dial; Power-saving, automatic timer; Hydraulic knife; Adjustable hydraulic clamp; Extra blade and cutting sticks supplied; Side table; Safety light curtains


Production rates are based upon optimal operating conditions and may vary depending on stock and environmental conditions. As part of our continuous product improvement program, specifications are subject to change without notice.

Duplo USA Corporation

3050 S. Daimler Street, Santa Ana, CA 92705
tel 800.255.1933 fax 949.851.3054 www.duplousa.com

All rights reserved. No part of this document may be reproduced without permission of Duplo USA Corp.

Your Local Dealer:



WALZ

Label & Mailing Systems
624 High Point Ln, East Peoria, IL 61611-9329
(309) 698-1500 T/F (877) 971-1500
www.walzeq.com email: walz@walzeq.com